


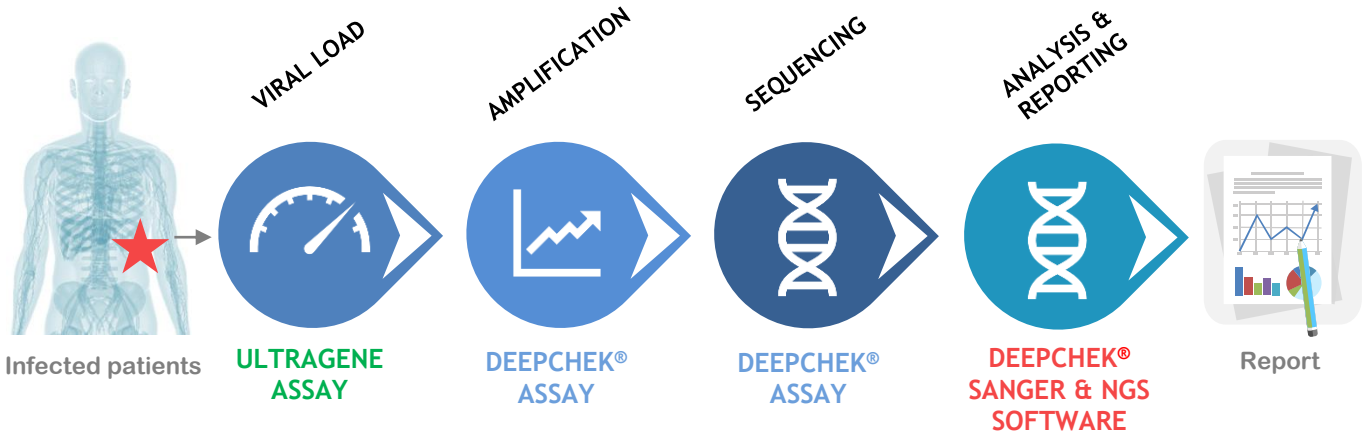
PRODUCTS OVERVIEW



- **DEEPCHEK® ASSAY** > GENOTYPING
- **SOFTWARE** > ANALYSIS & INTERPRETATION
- **ULTRAGENE ASSAY** > VIRAL LOAD

SOLUTIONS

TECHNOLOGY & CONCEPT



DEEPCHEK® ASSAYS AND SOFTWARE FOR HCV GENOTYPING



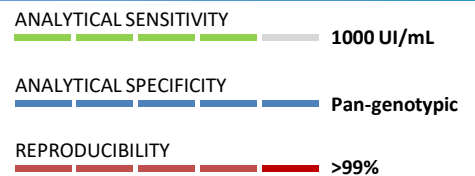
FEATURES

- For SANGER & Next Generation Sequencing (NGS)
- Compatible with any Sanger or NGS platform
- CE-IVD software
- RUO Assays – ISO-9001 manufacturing
- Automated software workflow
- Genotyping
- Drug resistance interpretation
- Reporting
- Integration / LIS connectivity
- Services (customization, data import...)



PERFORMANCES


- 400 µL plasma/serum - >1000 UI/mL
- Protocols for low viral loads available
- Fully-automated bioinformatics pipeline



AVAILABLE SOON

- Robot for workflow simplification
- CE-IVD of DeepChek® Assays

DEEPCHEK®-HCV ASSAYS



SUBTYPING

- DeepChek®-HCV NS5B + 5'UTR Genotyping Assay (K-16-NS5B5UTR)
- DeepChek®-HCV 5'UTR Genotyping Assay (K-15-5UTR)
- DeepChek®-HCV CORE Genotyping Assay (K-16CORE)

DRUG RESISTANCE

- DeepChek®-HCV NS5A DR Assay (K-16-NS5ADR)
- DeepChek®-HCV NS5B DR Assay (K-16-NS5BDR)
- DeepChek®-HCV NS3 DR Assay (K-16-NS3DR)

- RT-PCR reagents: primers, enzymes...
- Nested-PCR reagents (option): primers, enzymes...
- Sanger sequencing Primers
- Protocols for Sanger and NGS
- Sanger sequencing reagents (on-demand)
- NGS Library Prep reagents (on-demand)
- Software (Sanger and NGS) included

Extraction



Extraction kit*

Amplification



Thermocycler



RT-PCR Reagents

Sequencing



Library prep kit



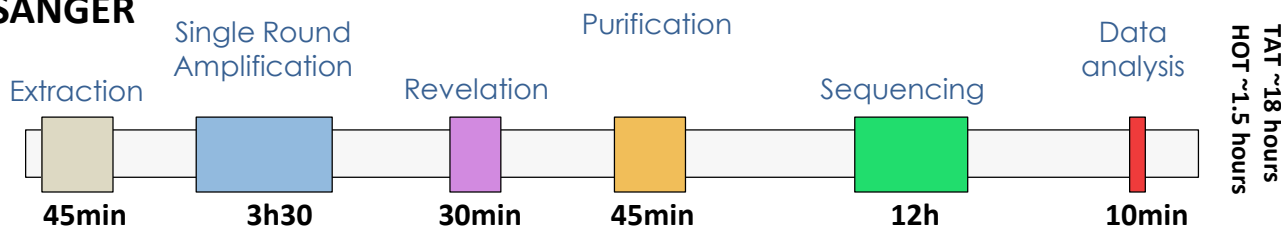
Sequencer

Data analysis

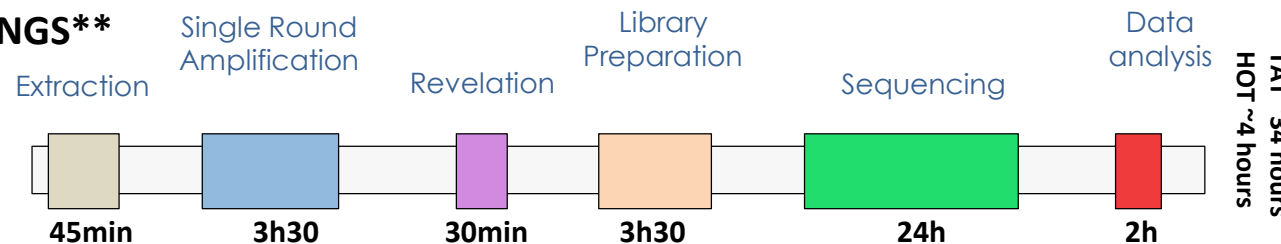


Downstream analysis software

SANGER



NGS**

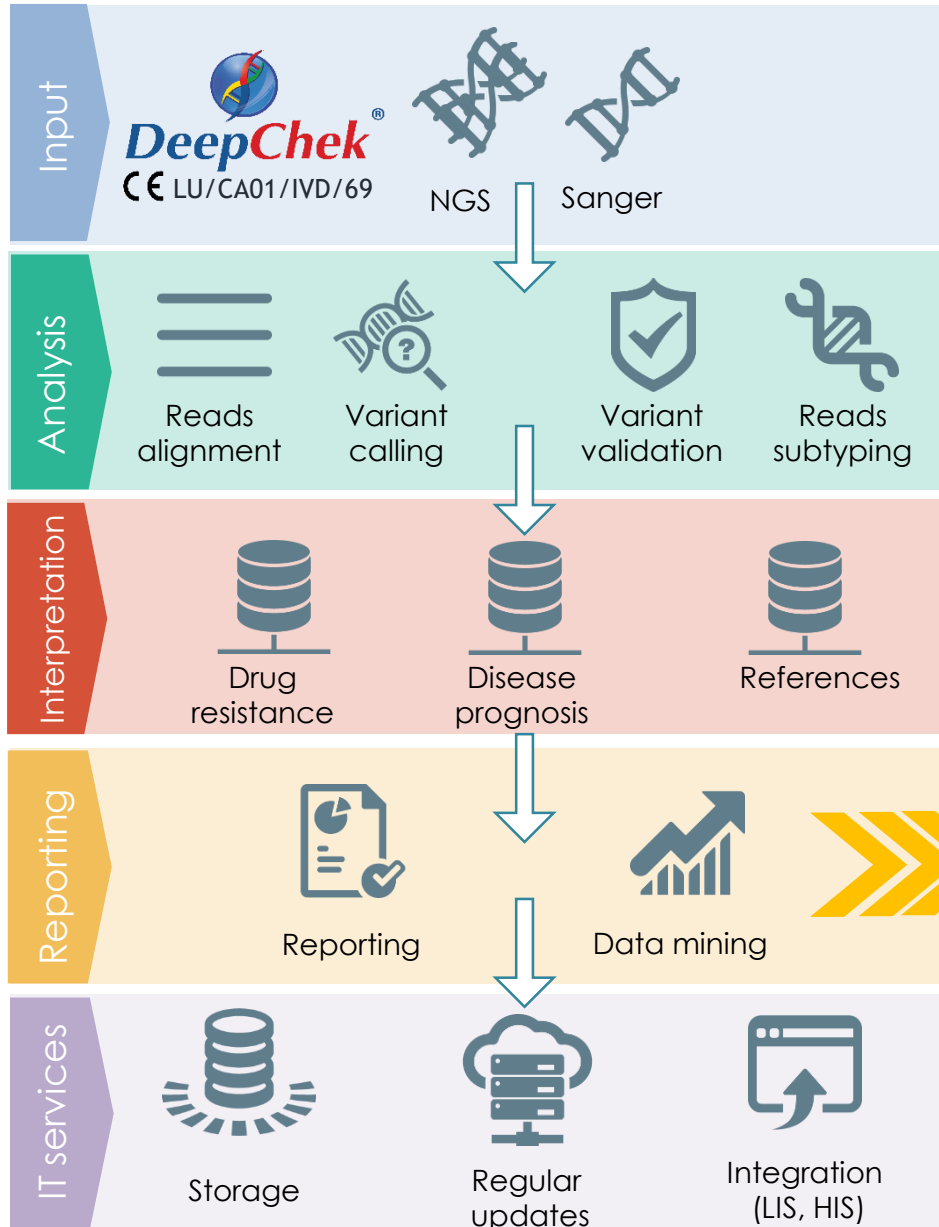


* Several protocols available

** Works on all NGS platforms (from 24 to 48 samples per run)

DEEPCHEK®-HCV SOFTWARE

- 5'UTR, CORE, NS5A, NS5B, NS3 + Whole Genome
- Batch processing
- Inputs: AB1, FASTA, FASTQ, BAM...
- Traces assembling
- Manual or automated base calling
- Variant calling
- Genotyping/Subtyping
- Walk-away station: from chromatogram to genotyping report in <1min/sample (for Sanger)
- Drug resistance through several up-to-date guidelines
- Reporting (routine diagnostics and research)
- Integration with Laboratory or Hospital Information Systems (LIS / HIS)
- Available through the Cloud or local servers



Genotype		Subtype		
Name	Prevalence (3)	Name	Prevalence	Number of reads
1	82.83%	a	81.69%	52169
3	15.55%	a	15.55%	9933

HCV NS5A mutations				
Position	Mutation	20.00%	10.00%	5.00%
13	C>S			
17	T>S	✓	✓	✓
30	Q>R			
36	F>I			
37	F>L	✓	✓	✓
43	F>I			
44	Y>F	✓	✓	✓
54	Q>H			✓
76	G>R			
78	K>S			

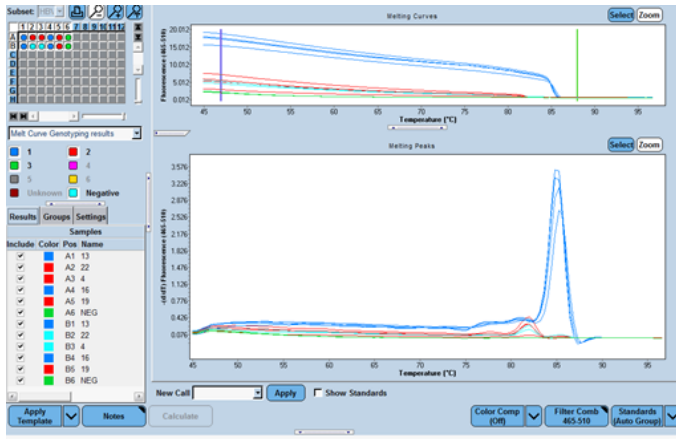
HCV ProSprotease Inhibitors					
Algorithm	20.00%	10.00%	5.00%	1.00%	
Dactinair	S	S	S	S	R
Elbasvir (ns5A72)	S	S	S	S	R
Lebiprasvir (ns5A85)	S	S	S	S	R
Ombitasvir (ns5A207)	S	S	S	S	R



ULTRAGENE-HCV

▪ **qPCR in Disease Management**

- Real-Time PCR allows for direct detection of the amount of virus RNA in the patient samples.



Negative => Viral load not detectable

Positive => Viral load > 20 UI/mL

Reflex Genotyping Testing

- Efficiency**
- Amplicons ready for sequencing:
- Genotyping, drug resistance...
 - Time efficiency
 - Cost efficiency
 - Sample volume efficiency

ANALYTICAL SENSITIVITY — 20 UI/mL

ANALYTICAL SPECIFICITY — Pan-genotypic

REPRODUCIBILITY — >99%

CONTACT INFORMATION



- Advanced Biological Laboratories S.A.
- 17, rue des Jardiniers, L-1835 Luxembourg
- contact@ablsa.com

- <http://www.ablsa.com>
- TEL : (+352) 26 38 96 761
- FAX : (+352) 26 38 96 76 31

ORDERING INFORMATION



- DeepChek®-HCV NS5B + 5'UTR Genotyping Assay (RUO)
- DeepChek®-HCV 5'UTR Genotyping Assay (RUO)
- DeepChek®-HCV CORE Genotyping Assay (RUO)
- DeepChek®-HCV NS5A Drug Resistance Assay (RUO)
- DeepChek®-HCV NS5B Drug Resistance Assay (RUO)
- DeepChek®-HCV NS3 Drug Resistance Assay (RUO)
- UltraGene®-HCV Assay (RUO)
- DeepChek®-HCV Software (CE-IVD)

- K-16-NS5B5UTR
- K-15-5UTR
- K-16CORE
- K-16-NS5ADR
- K-16-NS5BDR
- K-16-NS3DR
- To be determined
- S-12-023 (CUS)

ALSO AVAILABLE:
HIV, HBV

AVAILABLE SOON:
CMV, Influenza, Herpes, HPV,
Tuberculosis, Microbiome